

Project Name: _____ Type: _____ Quantity: _____

Alcon 12171 Block Linear LED Slim Pendant Light

FIXTURE SPECIFICATIONS

INTENDED USE

The commercial-grade block of light, mounted by pendant, adorns a space with a strip or block of suspended, clear light to commercial, hospitality and residential interiors. This simple, modern linear chandelier provides downlighting for today's office, classroom, conference room, museum, retail outlet, hotel and restaurant. Built in cold-rolled, welded and die-formed 22-gauge steel with a glare-free, snap-in frosted acrylic lens, our damp location-rated product features 120 to 277 voltage with a standard 80+ Color Rendering Index (90+ is optional). The light includes a die-formed steel channel with knockouts for easy mounting and versatile configuration.

AVAILABLE LENGTHS

• **2FT** | W 2.75" x L 24" x H 3.625" • **4FT** | W 2.75" x L 48" x H 3.625" • **8FT** | W 2.75" x L 96" x H 3.625"

Custom Length | Consult Factory

FEATURES

Construction: Die-formed and welded 22-gauge cold rolled steel

Lens: Glare-free snap-in frosted acrylic for even distribution

Voltage: 120-277V

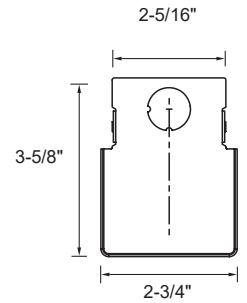
CRI: 80+ is standard (90+ is optional)

Dimming: 0-10V

Life: 50,000 Hours

Warranty: 5 Years carefree for parts & components (Labor not included)

Listings: cETLus Listed, UL/cUL Listed, DLC Listed, Suitable for damp locations



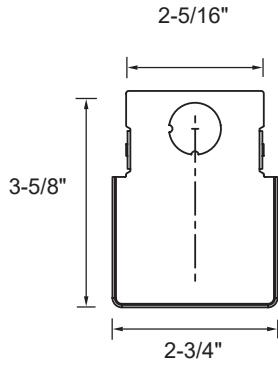
ORDERING INFORMATION Example: (12171-P-S2-D218-WH-27K-9-010-AC48-T-WH)

Model	Mount	Shape	Single Run		Wattage Lumen	Finish	Color Temp	CRI	Driver	Pendant Mounting	Pendant Ceiling Type	Pendant Cord/Stem Color	Options
			2', 4' or 8'	Cont. Run									
12171	Pendant S Surface	S CR Continuous Run	Specify Run Length in Feet	2 Foot	D218	White	2700K	80+CRI	010 1%	None Required	None Required	None Required	EM8
				18 Watts 2433 Lumens	SL	3000K	90+ CRI	Triac (120V)	48" Adjustable Aircraft Cable	T-Bar Ceiling	White	8W Emergency Backup Battery	
				D227	BK	3500K	ELV	96" Adjustable Aircraft Cable	Hard Ceiling	Black	EM15		
				27 Watts 3941 Lumens	RAL#	4000K	050	24" Stem Mount Kit	Sloped Hard Ceiling		15W Emergency Backup Battery		
				D236	Specify RAL #	5000K	Tunable White 0-10V				DD		
				36 Watts 4944 Lumens	(Pg. 3)						Integrated Daylight Dimming Photosensor		
	4 Foot	D427	Tunable White		24" Stem Mount Kit			OS					
	27 Watts 3726 Lumens	D436	2700K- 5000K		48" Stem Mount Kit			Integrated Occupancy Sensor					
	D436	36 Watts 5005 Lumens	D454	Tunable White				BAA					
	54 Watts 7316 Lumens	D472	2000K- 6500K					Buy American Act certification					
	72 Watts 10006 Lumens												
	8 Foot	D827	27 Watts 4019 Lumens										
D836	36 Watts 5286 Lumens												
D854	54 Watts 7771 Lumens												
D872	72 Watts 10390 Lumens												
D8108	108 Watts 14030 Lumens												
D8144	144 Watts 18704 Lumens												

1 Must be paired with 90+ CRI
2 Must be paired with 050 Driver

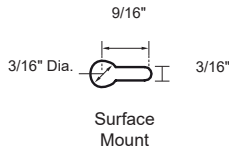
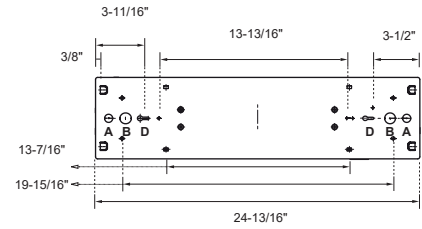


END VIEW

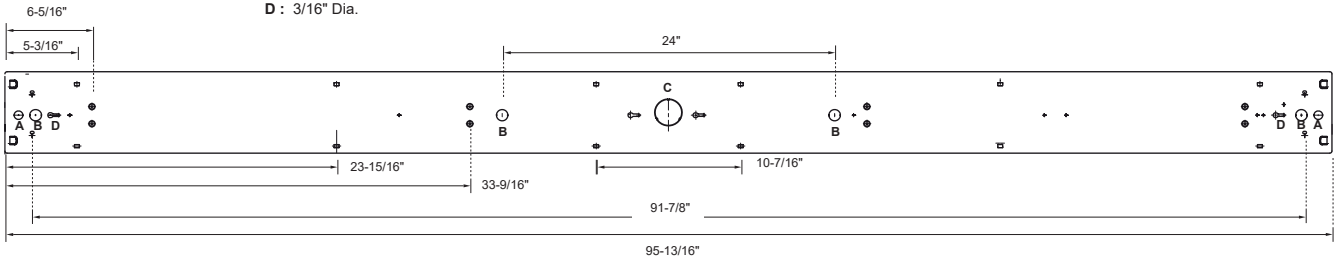
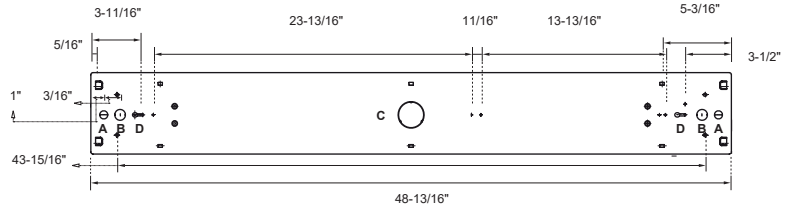


Specifications: 12171-2 Weight: 4.7 lbs (2.13 kg) Specifications: 12171-4 Weight: 6.9 lbs (3.13 kg) Specifications: 12171-8 Weight: 10.43 lbs (4.73 kg)

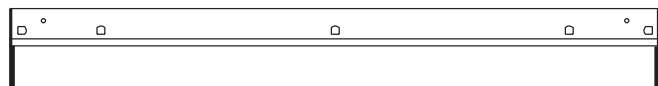
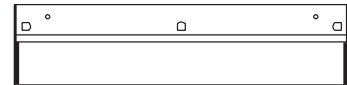
TOP VIEW



- A : 11/16" Dia.
- B : 7/8" Dia.
- C : 2" Dia.
- D : 3/16" Dia.



SIDE VIEW



Standard

	Semi Glossy White	RAL #9003
--	-------------------	-----------

Set up fee and longer lead time will be applied on non-standard finishes.





Metropolitan

	Black	RAL #9011
	Silver	RAL #9022
	Urban Native	RAL #8025
	Military Green	RAL #6011
	Carmin	RAL #8028
	Chocolate Spice	RAL #8017
	Asher Grey	RAL #7004
	Tech Grey	RAL #7016
	Slate	RAL #7031
	Mason	RAL #7039

Vibrant

	Violet Dreams	RAL #4006
	Sangria Sunset	RAL #2004
	Deep Pink	RAL #4010
	Ruby Red	RAL #3027
	Island Skye	RAL #6027
	Sophia	RAL #5015
	Antique Spring	RAL #6019
	Daisy	RAL #1018
	Gun Metal	RAL #7024

CONTROLS

Smart Sensors	Protocol	Compatible Networks	Occupancy	Daylight	Temperature Reporting	Communication to Luminaire
	Enlighted RF	Enlighted RF	Integrated	Integrated	Yes	Wireless
	EcoSystem	Quantum, Energi Savr Node, Energi TriPak	Enabled	Enabled	No	Wired
	Lutron Clear Connect®	Lutron Vive System Network	Enabled	Enabled	No	Wireless
	ZigBee HA	Philips	Enabled	Enabled	No	Wired



Controls Installed on the Fixture




FCJS-010
Individual
Fixture Control

Fixture Will be Shipped LUTRON VIVE Enabled with LUTRON FCJS-010 0-10V Control Module Installed on the Fixture. Fixtures will be compatible with Lutron FC-SENSOR Occupancy/Daylight Sensor or FC-VSENSOR Vacancy/Daylight Sensor which can be Added in the Field for Remote Mounting. Fixture May be Controlled with any Vive control systems. Fixtures must be ordered with a 0-10V. Driver.




FCJS-ECO
Individual
Fixture Control

Fixture Will be Shipped LUTRON VIVE Enabled with LUTRON FCJS-ECO EcoSystem Control Module Control Module Installed on the Fixture. Fixtures will be compatible with Lutron FC-SENSOR Occupancy/Daylight Sensor or FC-VSENSOR Vacancy/Daylight Sensor which can be Added in the Field for Remote Mounting. Fixture May be Controlled with any Vive control systems. Fixtures must be ordered with a Lutron Driver.



DFCSJ-OEM-OCC

Fixture Will be Shipped LUTRON VIVE Enabled with DFCSJ-OEM-OCC* Vive Integral Fixture Control (with Sensing) Installed on the Fixture. Fixture May be Controlled with any Vive control systems. Fixtures must be ordered with a DMX or Lutron EcoSystem Driver



DFCSJ-OEM-RF

Fixture Will be Shipped LUTRON VIVE Enabled with LUTRON DFCSJ-OEM-RF* Vive Integral Fixture Control (RF Only) Installed on the Fixture. Fixture May be Controlled with any Vive control systems. Fixtures must be ordered with a DMX or Lutron EcoSystem Driver.

Controls Provided by Lutron



Vive Wireless Hub



DayLight
Sensor



Ceiling Mount
Occupancy/Daylight
Sensor



Ceiling Mount
Occupancy Sensor



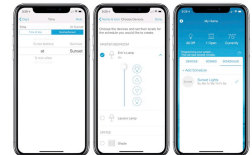
Pico
Remote



Wall Mount
Switch



Wall Mount
Occupancy Sensor



Lutron App



Fixture will be shipped with Leviton ZL027-NOW power control module installed on the fixture. Fixtures will be compatible with Leviton ZL00J-DOW sensor control module which can be added in the field for remote mounting. Fixture must be controlled with Leviton Intellect Keypad Room Controller, or Leviton Neuron App.



ZL027-NOW
Power control module



ZL00J-DOW
Sensor control module

Leviton Keypad



ZLDNK-1W



ZLDNK-2W



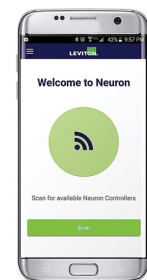
ZLDNK-4W



ZLDNK-8W

Intellect™ Keypad Room
Controller (Required)

Leviton App



Neuron App



Philips EasySense sensors provide luminaire-level control with Occupancy sensing, Daylight harvesting, and Field task tuning.

Controls Installed on the Fixture

Controls Provided by Philips



PHILIPS-XSR + SNS200

Fixture will be Shipped with EasySense SNS200 Sensor installed and PHILIPS-XSR driver. Fixture May Only be Controlled with Philips Field App or Wireless Switches.



SRB + SNS200

Fixture Will be Shipped with EasySense SNS200 Sensor installed and PHILIPS SRB Bridge. Fixture May Only be Controlled with Philips Field App or Wireless Switches or any 0-10V. Wall Box Dimmer.



ZBT-S1AWH



ZBT-S2AWH

Ilumra Wireless Switches



PHILIPS-XSR + SNS200-CMP

Fixture will be Shipped Sensor Ready with PHILIPS-XSR driver and EasySense SNS200-CMP Sensor which is Included to be Remote Mounted. Fixture May Only be Controlled with Philips Field App or Wireless Switches



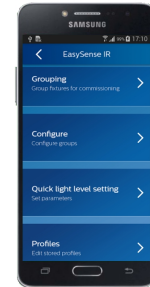
SRB + SNS200-CMP

Fixture Will be Shipped Sensor Ready with PHILIPS SRB Bridge and EasySense SNS200-CMP Sensor which is Included to be Remote Mounted. Fixture May Only be Controlled with Philips Field App or Wireless Switches or any 0-10V. Wall Box Dimmer.



SRB

Fixture will be Shipped Sensor Ready with SRB Bridge. Fixture will be Compatible with EasySense Sensor SNS200-CMP which can be Added in the Field for Remote Mounting. Fixture May Only be Controlled with Philips Field App or Wireless Switches or any 0-10V. Wall Box Dimmer.



Philips Field App

COMPATIBLE DIMMERS

MFG	Triac	ELV	0-10
	TG-600P	DVELV-303P	NTSTV
	LG-600P	SELV-300P	NFTV
	TGCL-153P	MAELV-600	DVSTV
	DV-600P	FAELV-500	
	DVCL-153P		
	S-603PG		
	CT-103P		
S-600P			
	6161	IPE04	IP710-DLZ
	6633-P	VPE06-1LZ	
	6683		
	6631-2		
	IPI06-1LZ		

COLOR TEMPERATURE GUIDE



2700K

**WARM
WHITE**

friendly
personal
intimate

HOMES
LIBRARIES
RESTAURANTS



3000K

**SOFT WHITE
GLOW**

soft
warm
pleasing

HOMES
HOTEL ROOMS
LOBBIES
RETAIL STORES



3500K

**NEUTRAL
GLOW**

sociable
inviting
non-threatening

EXECUTIVE OFFICES
RECEPTION AREAS
SUPERMARKETS



4000K

**COOL WHITE
GLOW**

neat
clean
efficient

OFFICES
CLASSROOMS
MASS MERCHANDISERS
SHOWROOMS



5000K

**DAYLIGHT
GLOW**

bright
cool
alert

GRAPHICS INDUSTRY
HOSPITALS
GALLERIES
BEAUTY SALONS



PHOTOMETRICS

12171-2-D218-30K

Illuminance at a Distance

	Center Beam FC	Beam Width	
1.7FT	286 FC	2.8 FT	3.4 FT
3.3FT	75.9 FC	5.4 FT	6.5 FT
5.0FT	33.1 FC	8.1 FT	9.9 FT
6.7FT	18.4 FC	10.9 FT	13.3 FT
8.3FT	12.0 FC	13.5 FT	16.4 FT
10.0FT	8.27 FC	16.3 FT	19.8 FT

- Vert. Spread: 78.2°
- Horiz. Spread: 89.5°

12171-2-D236-30K

Illuminance at a Distance

	Center Beam FC	Beam Width	
1.7FT	557 FC	4.5 FT	5.9 FT
3.3FT	148 FC	8.7 FT	11.4 FT
5.0FT	64.3 FC	13.2 FT	17.3 FT
6.7FT	35.8 FC	17.6 FT	23.1 FT
8.3FT	23.3 FC	21.8 FT	28.7 FT
10.0FT	16.1 FC	26.3 FT	34.5 FT

- Vert. Spread: 105.5°
- Horiz. Spread: 119.9°

12171-4-D427-30K

Illuminance at a Distance

	Center Beam FC	Beam Width	
1.7FT	436 FC	4.5 FT	5.9 FT
3.3FT	116 FC	8.7 FT	11.4 FT
5.0FT	50.4 FC	13.2 FT	17.3 FT
6.7FT	28.1 FC	17.6 FT	23.1 FT
8.3FT	18.3 FC	21.8 FT	28.7 FT
10.0FT	12.6 FC	26.3 FT	34.5 FT

- Vert. Spread: 105.5°
- Horiz. Spread: 119.9°

12171-4-D454-30K

Illuminance at a Distance

	Center Beam FC	Beam Width	
1.7FT	846 FC	4.5 FT	5.9 FT
3.3FT	224 FC	8.7 FT	11.4 FT
5.0FT	97.8 FC	13.2 FT	17.3 FT
6.7FT	54.4 FC	17.6 FT	23.1 FT
8.3FT	35.5 FC	21.8 FT	28.7 FT
10.0FT	24.4 FC	26.3 FT	34.5 FT

- Vert. Spread: 105.5°
- Horiz. Spread: 119.9°

12171-8-D872-30K

Illuminance at a Distance

	Center Beam FC	Beam Width	
1.7FT	1,205 FC	4.5 FT	5.9 FT
3.3FT	320 FC	8.7 FT	11.4 FT
5.0FT	139 FC	13.2 FT	17.3 FT
6.7FT	77.6 FC	17.6 FT	23.1 FT
8.3FT	50.5 FC	21.8 FT	28.7 FT
10.0FT	34.8 FC	26.3 FT	34.5 FT

- Vert. Spread: 105.5°
- Horiz. Spread: 119.9°

12171-8-D8108-30K

Illuminance at a Distance

	Center Beam FC	Beam Width	
1.7FT	1,645 FC	2.8 FT	3.4 FT
3.3FT	437 FC	5.4 FT	6.5 FT
5.0FT	190 FC	8.1 FT	9.9 FT
6.7FT	160 FC	10.9 FT	13.3 FT
8.3FT	69.0 FC	13.5 FT	16.4 FT
10.0FT	47.5 FC	16.3 FT	19.8 FT

- Vert. Spread: 78.2°
- Horiz. Spread: 89.5°